


imarflex®

Air Cleaner

WITH IONIZER

INSTRUCTION MANUAL



Creating a Healthy, Nature Fresh Environment.

PURIFY/HEALTHY

IONIZER is a kind of unsteady gas that can be produced by electric discharges, as lightning in nature. It can prevent respiratory diseases, makes the body metabolism active and create a healthy living environment.

DEODORIZE /STERILIZE/DISSOLVE

It is effective in eliminating odor and bad smell, killing germs and bacteria reverting air back to pure oxygen and neutralizing toxic chemical in the air.

SAFE/HANDY

It is very effective, safe, clean, compact, easy to maintain and economical. Ideal for homes , offices, hospitals, hotels and restaurants.

SPECIFICATION

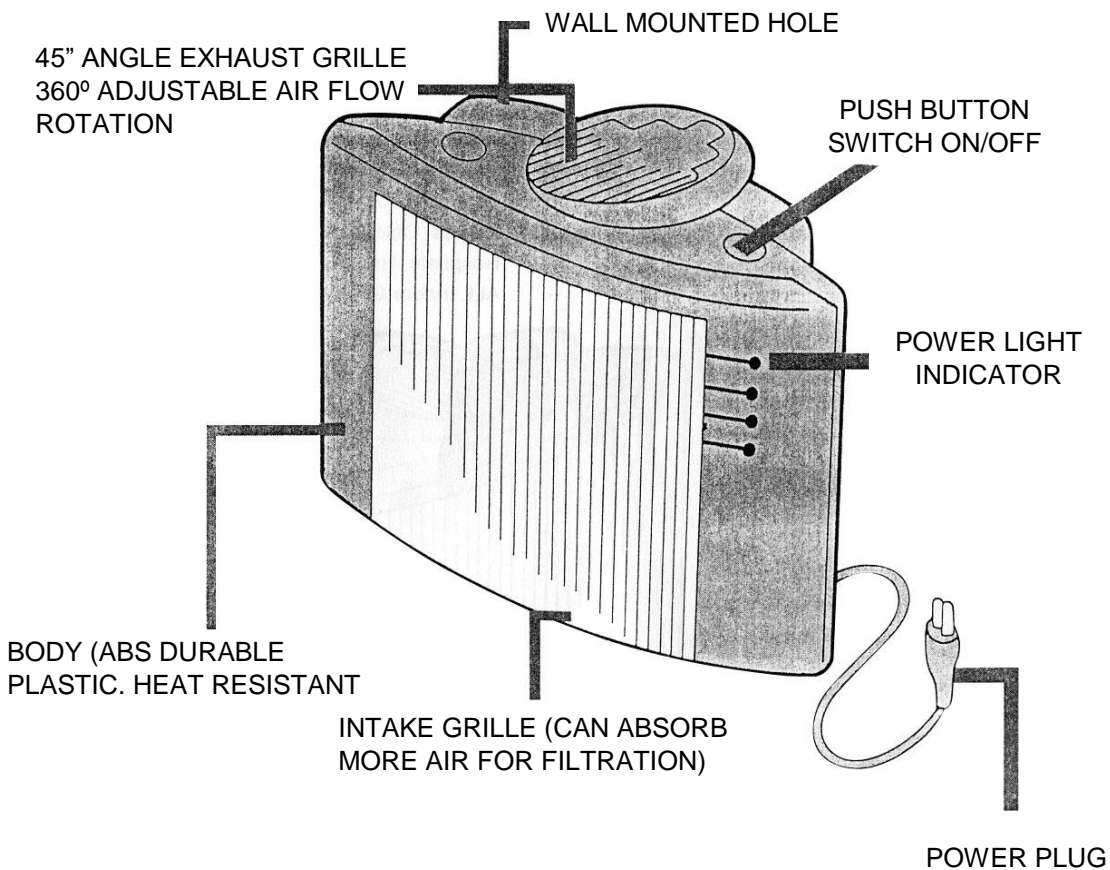
Power Consumption	:	9 watts
Voltage	:	220V/60hz
Material	:	ABS Durable Plastic (Cover)
Dimension	:	24 (H) x 34 (L) x 14.8 (W)

IMPORTANT SAFEGUARDS

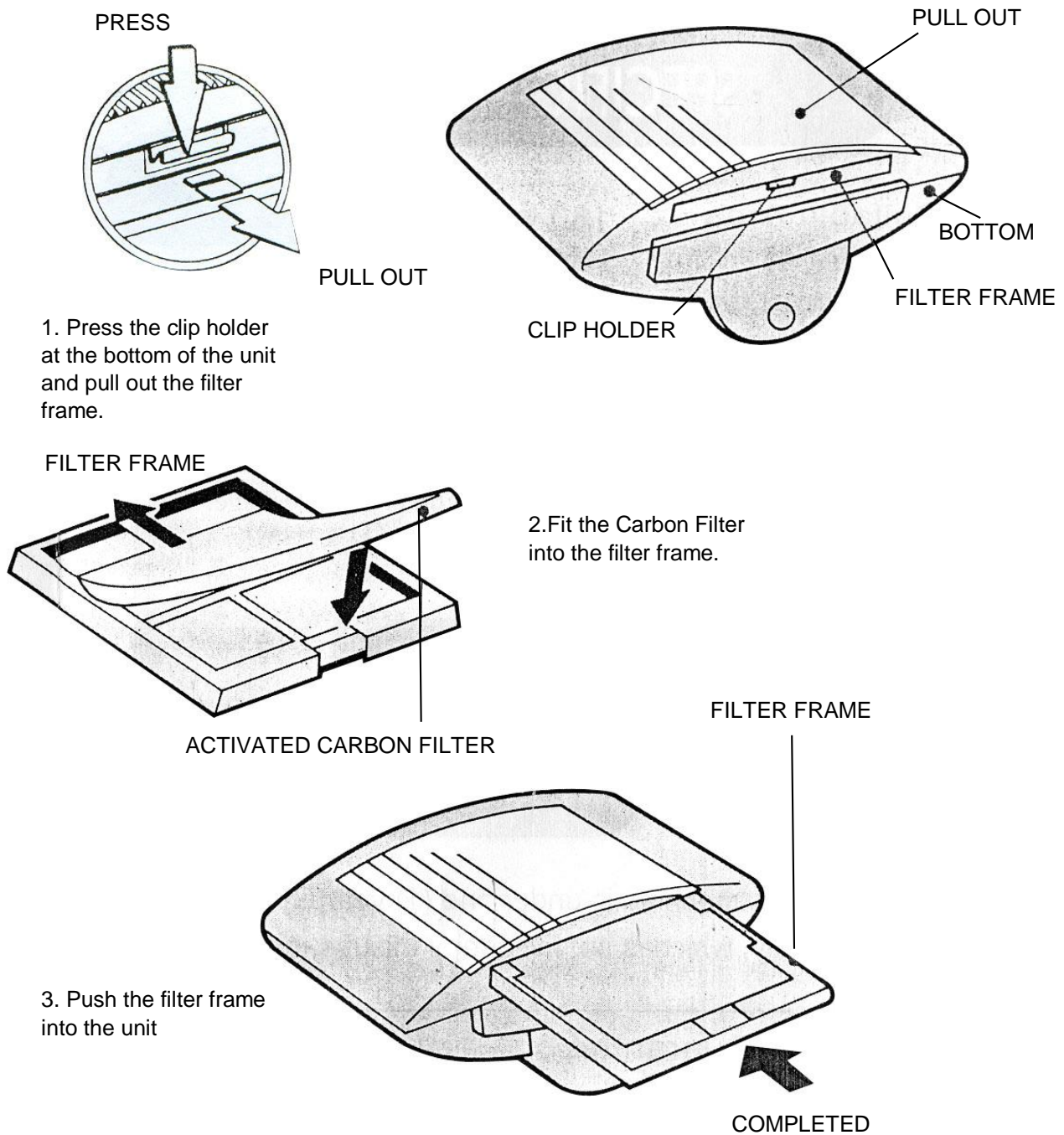
1. Read all instructions carefully.
2. Before using the unit check if the voltage indicated in this unit corresponds with the electric outlet (220V).
3. Do not use any appliance with a damaged cord or plug. If the cord is damaged it should be replaced before using.
4. Do not place on or near gas stove, electric burner or in a heated oven.
5. Close supervision is necessary when any appliance is used by or near children.
6. In case of malfunctions, please bring the unit to nearest Imarflex Customer Service Center.
7. Save this instruction for future reference.

USAGE AND PARTS DESCRIPTION

Plug in the electric outlet. Press the push button switch once to turn ON and press it again to turn OFF.



FILTER ILLUSTRATION DIAGRAM



CLEANING AND MAINTENANCE

1. Wipe the unit using a damp cloth. Do not immerse the unit in water.
2. The filter is not washable, it should be replaced every 3 months.